

Electronic Scoring Guide

SCORE.PLAYHQ.COM



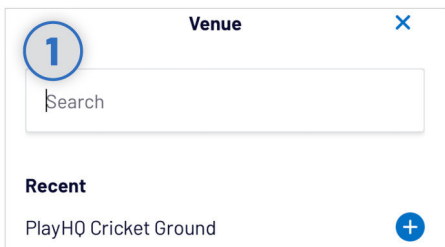
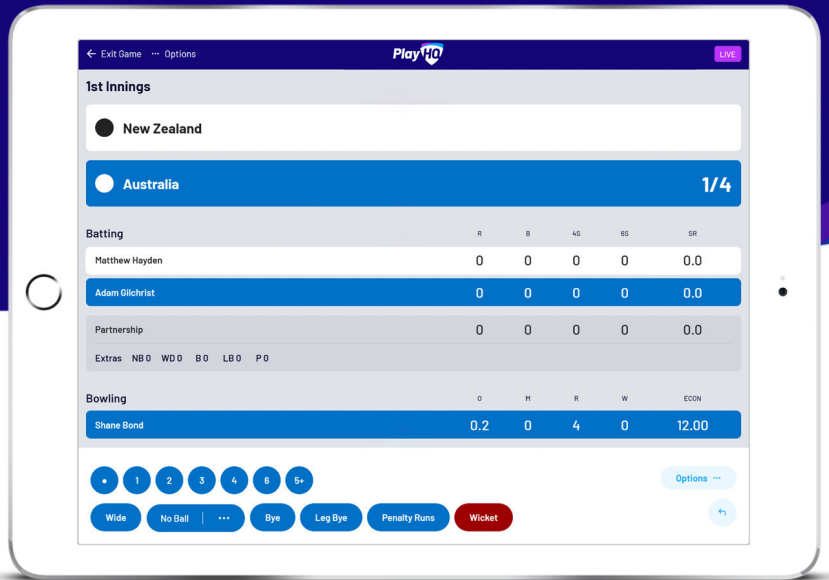
Scoring platform recommended for desktop, laptop or tablet devices.

3/87
15.1 OVERS **LIVE**

Scores will be updated live if device is connected to internet.

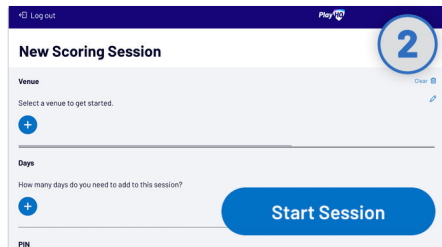
Download & Score Game

If you run out of battery you can take over scoring on a secondary device. Ensure you're online prior to switching.



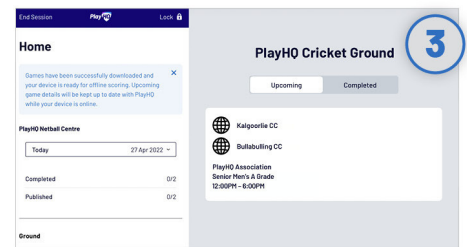
Select Venue

Use an electronic scoring enabled login to enter score.playhq.com (the electronic scoring homepage), search and select the venue (name is as it appears on fixture).



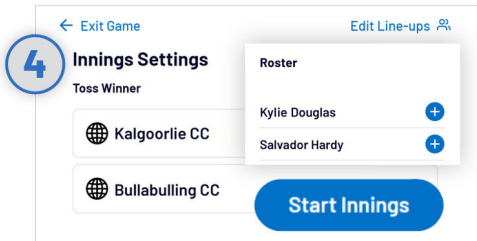
Enter Session Details

Select the day you are playing in order to download the game. Create a pin to secure the session. Click **START SESSION**.



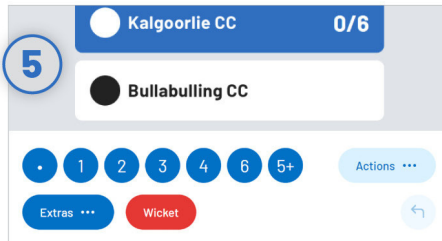
Select Your Match

Now that you're in a session, select the **day** of your match as well as the **ground**. Select the **upcoming match** you want to score.



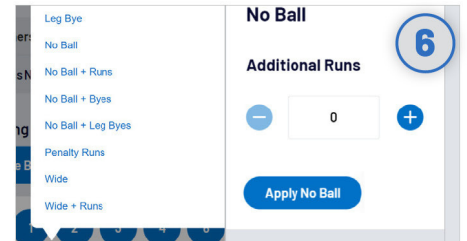
Setup Innings

Select all the innings settings including who won the toss, opening batters and bowlers. If a batter or bowler is not displayed click **EDIT LINE-UPS** to amend. Use the **+** or **-** to move players in and out. Once ready, click **START INNINGS**.



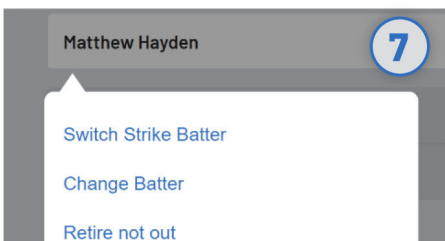
Recording Ball By Ball Events

There are multiple events that can be recorded. When this occurs in the game, select either the **batter** or **team** then hit the appropriate event. Additional options may follow depending on event type.



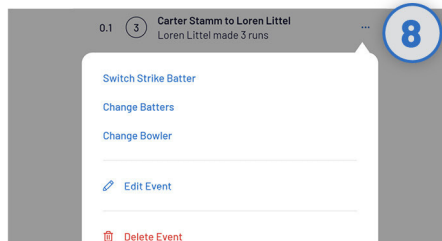
Extras

When you click **EXTRAS**, a menu of options will appear including byes, leg byes, no balls, penalty runs and wides. When selecting a **No Ball**, you should not count the No Ball as an additional run. These additional runs are attributed to the batter on strike.



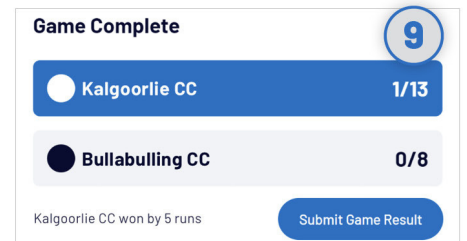
Changing Batter Or Bowler

To change a batter or bowler, tap on the player you wish to change then select **CHANGE**. Other options are also available involving the selected player.



Undo Ball Event

You can click the **↶** button to undo the previous event or alternatively, you can click the **...** next to the incorrect event within the **EVENT LOG**. Select **EDIT** or **DELETE EVENT**.



Submit Game Result

If you end the innings of the second batting team, you will be provided with the option to **SUBMIT GAME RESULT**, ensure that the scores are correct. Navigate to **END SESSION** in order to finalise scores.